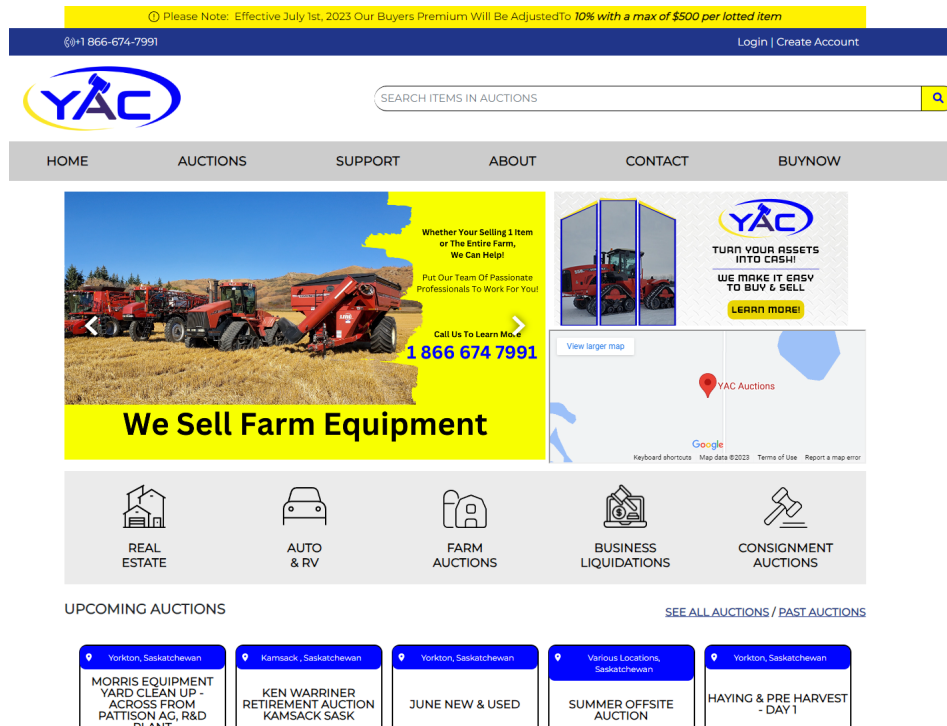
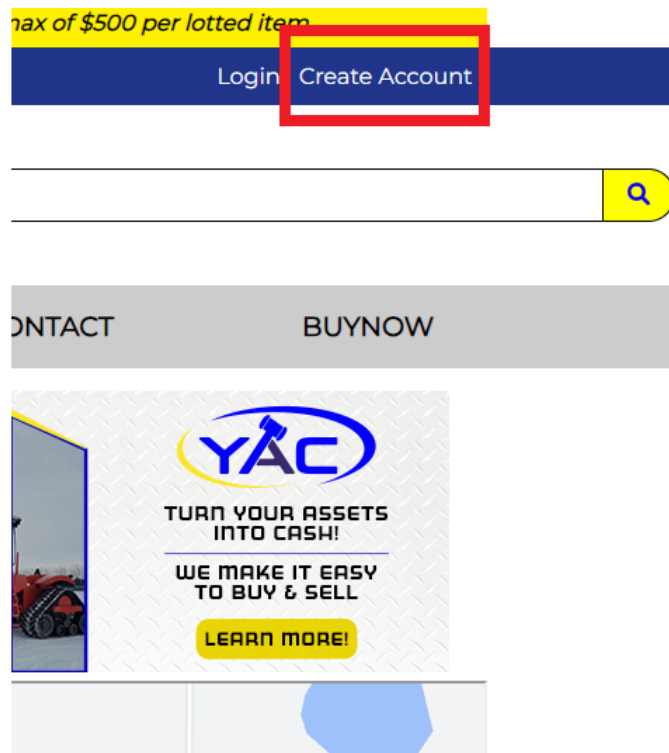


# How Do I Create an Account?

1) Visit [www.yacauctions.com](http://www.yacauctions.com)



2) Select 'Create Account'



3) On the Pop-Up Screen Choose 'Create Account'

Log In or Register

Log In Create Account

Bidder Number or Email

Password

Login

[Reset Password](#)

4) Fill In the required fields, read and agree to the 'Terms and Conditions'. Click 'Register'.

Please Note: Effective July 1st, 2023 Our Buyers Premium Will Be Adjusted To 10% with a max of \$500 per lotted item

Log In or Register

Log In Create Account

First Name Last Name

Email Address

Password

Terms and conditions applicable to live, online, and proxy bidding.

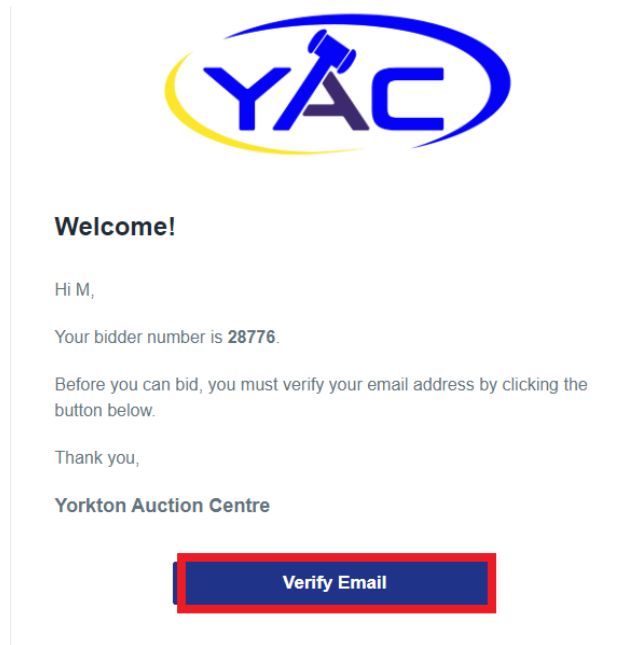
Thank you for visiting www.yacauctions.com. Owned by Yorkton Auction Centre Inc., your marketplace for buying Vehicles, Farm Equipment, Industrial Equipment, General Merchandise and so much more. When you register an account or submit a bid you are entering into a binding agreement with Yorkton Auction Centre in which the following terms and conditions are applicable. By creating an account or submitting a bid Yorkton Auction Centre is inclined to believe that you have read all terms and conditions in their entirety and you as a buyer are willing to abide by them. In order to place any bids, you must be registered with a valid email address and a valid credit card must be attached to your account. These terms and conditions will be available for viewing at any time through a link on our website.

Please read the Terms and Conditions to continue (scroll to read all text).

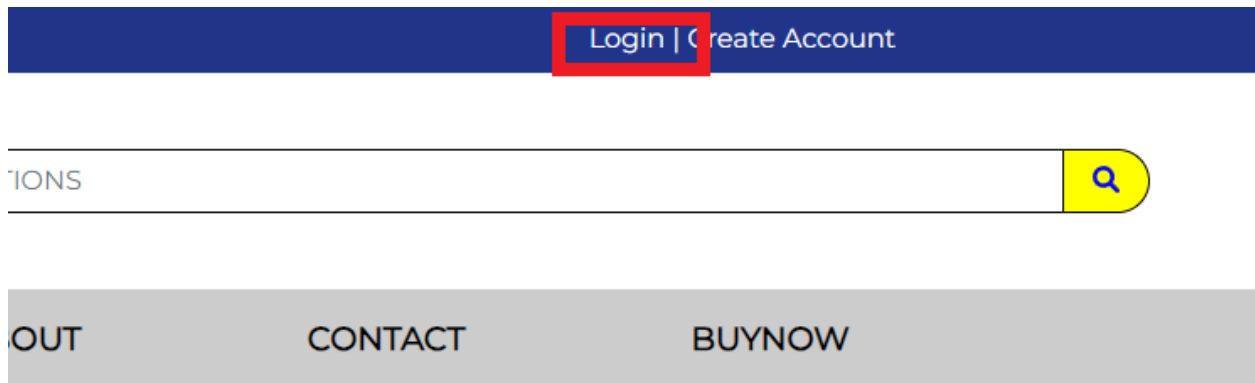
☐ I agree to the terms above

Register

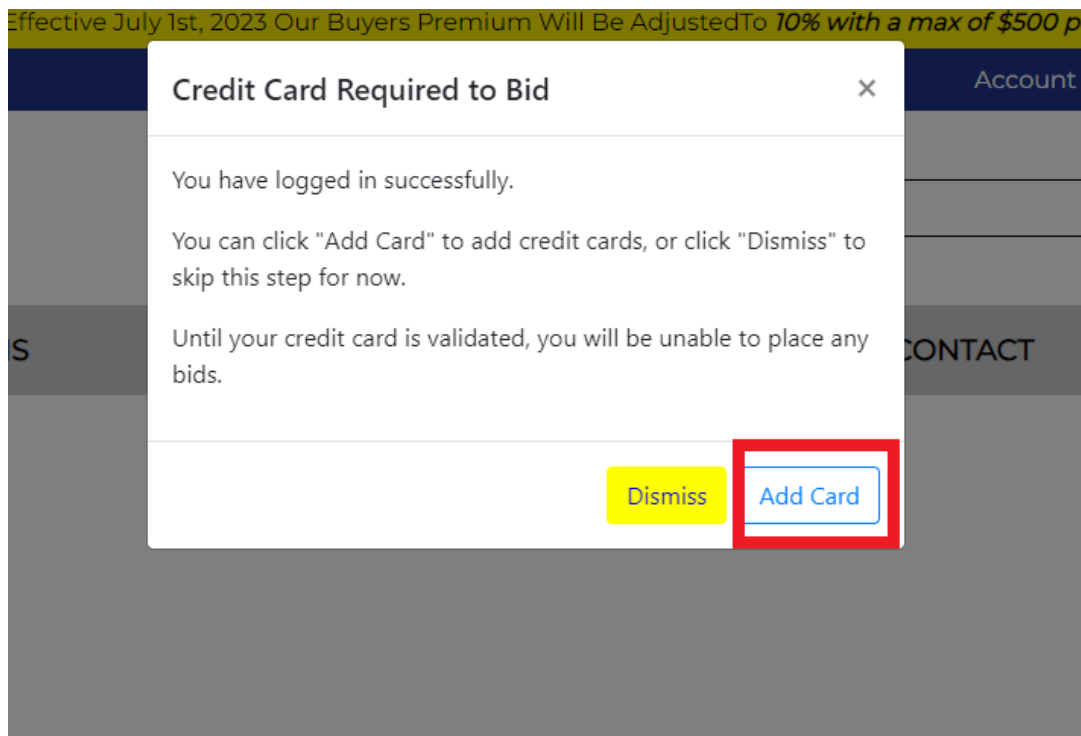
5) Check your email, click 'Verify Email'.



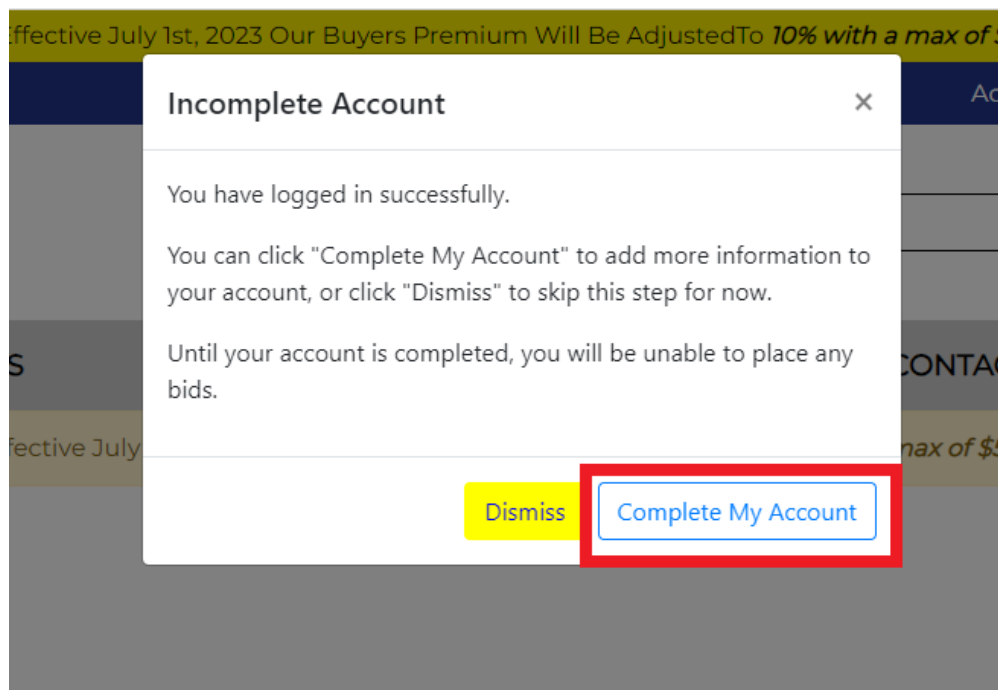
6) Log Out and then back in again



7) Upon logging in, select 'Add Card' in the popup Box.



8) Select 'Complete My Account'



9) Fill Out the 'Phone 1', 'Address', 'Postal Code', 'City', and 'Province Fields'. Then select 'Save'

Phone 1 Phone number followed optionally by "ext." or "#"  
+1 - Enter phone number

Phone 2 Phone number followed optionally by "ext." or "#"  
+1 - Enter phone number

Address  
Address (line 1)

Address (line 2)

Postal Code

City

Province  
Saskatchewan

Shipping Address ☒ Same as Billing

Save

10) Select 'Account' at the top of the page.

To 10% with a max of \$500 per lotted item

Account Watchlist Bids Logout

SEARCH

CONTACT BUYNOW

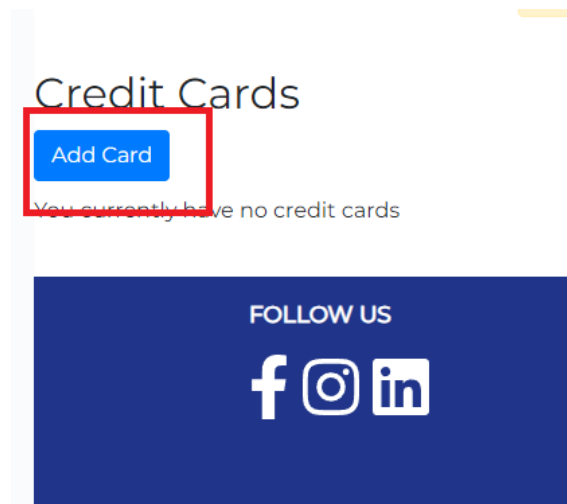
11) Select 'Payment Methods'

Account |

Invoices

Payment Methods

## 12) Select 'Add Card'



## 13) Fill Out All Fields

Please Note: Effective July 1st, 2023 Our Buyers Premium Will Be Adjusted To 10% with a max of \$500 per lot item

New Card

Card Description

For your reference

Card Details

VISA

Credit Card Number

MM / YY

CVC

Postal code

First Name

Last Name

Enter name as it appears on the card

Company

Address Line 1

Address Line 2

City

Province

Saskatchewan

Country

Canada

Cancel

Add

Mailing List